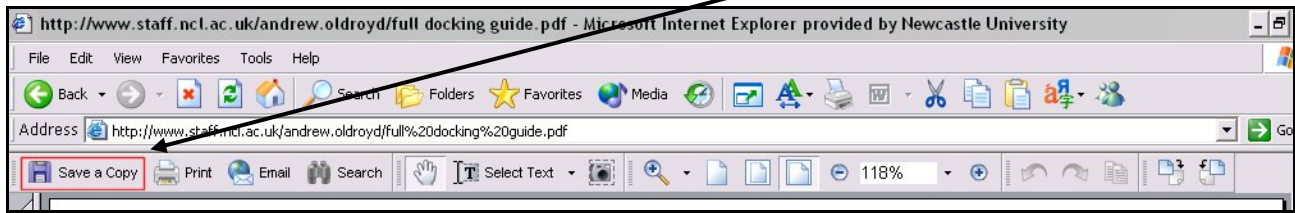


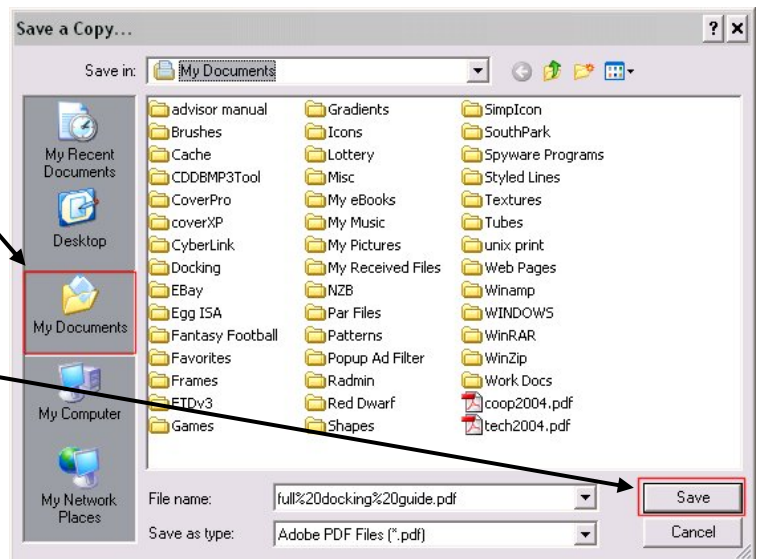
Blank Pages when printing PDFs from Websites

When users open PDF files from web pages it opens via Internet Explorer and it is not very reliable for printing.

The best way to print a PDF file is open the file and click on save icon



Save the File to the H Drive (My Documents) by clicking My Documents then save.



Open Windows Explorer:

By using the "Windows key" and "E"



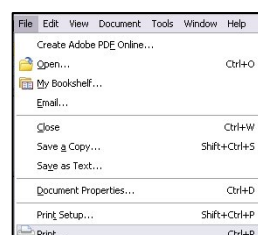
Or

By clicking on the Start button then "Programs", "Accessories" and finally click "Windows Explorer".

Find the file on the H drive (My Documents) and double-click on it: this will open the file in Adobe Acrobat Reader.



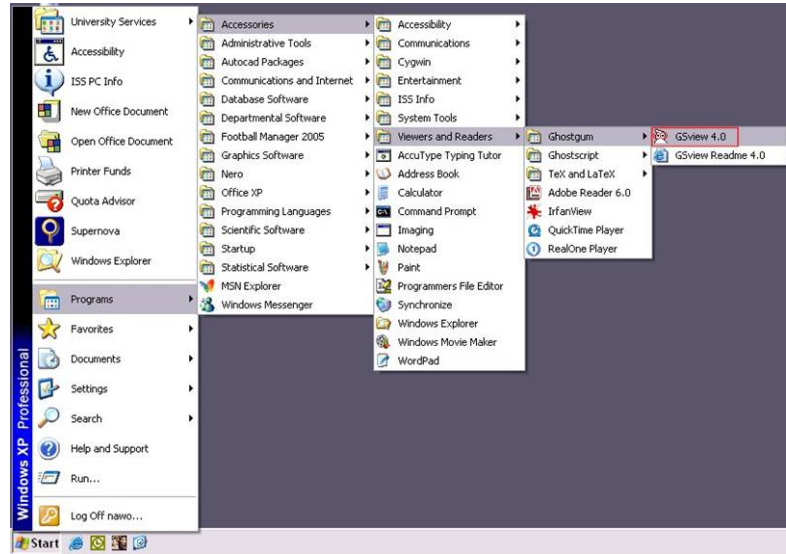
Now just print as normal via "File" then "Print"



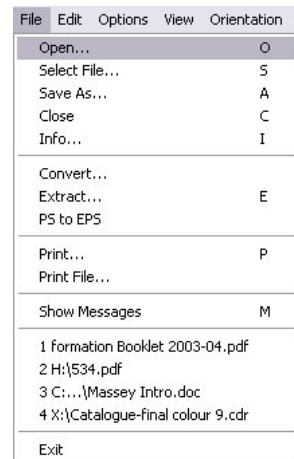
Problems Printing PDFs that are Saved on H Drive

If you still have problems with printing (i.e. Blank pages still, Error messages when printing) try using GSView to print.

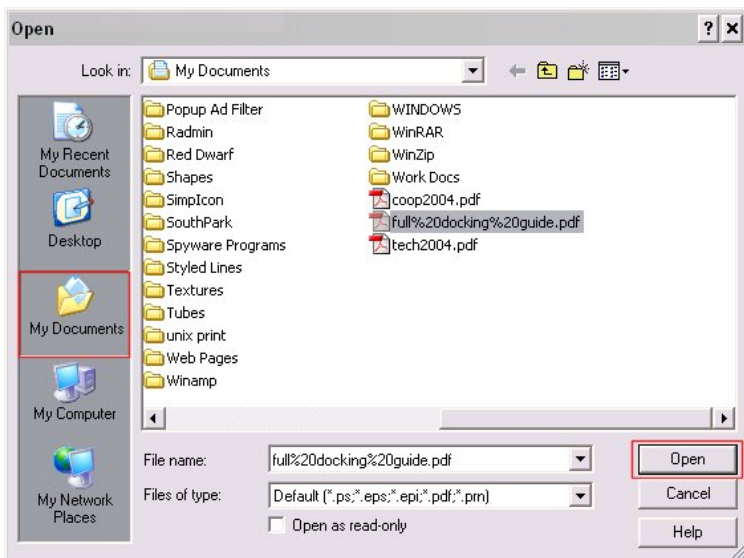
Open GSview by clicking on the Start button then "Programs", "Accessories" then "Viewers and Readers" then "Ghostgum" and finally "GSview 4.0"



In GSview click on "File then "open"



Find the file on the H drive (My Documents) and open it



Now print the document via "File" then "Print"

