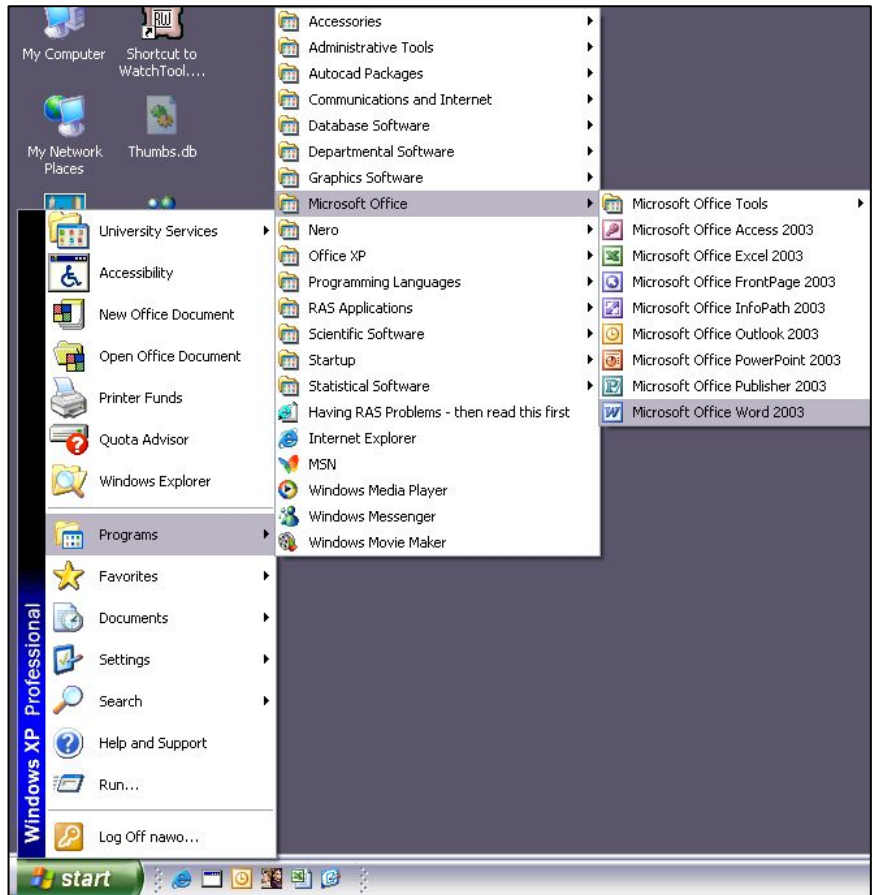


Repair Corrupt Microsoft Office Document

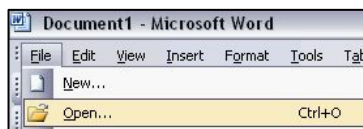
You may need to Repair a document when you get an error trying to open the document or the document opens but is full of gibberish.

Open the Microsoft Office Program that the document was created in by clicking on Start, Programs, Microsoft Office (or Office XP) and finally click on the Program you need.

File Type	Open With
.doc	Microsoft Word
.xls	Microsoft Excel
.ppt	Microsoft PowerPoint
.mdb	Microsoft Access
.pub	Microsoft Publisher



Click on File then Open.

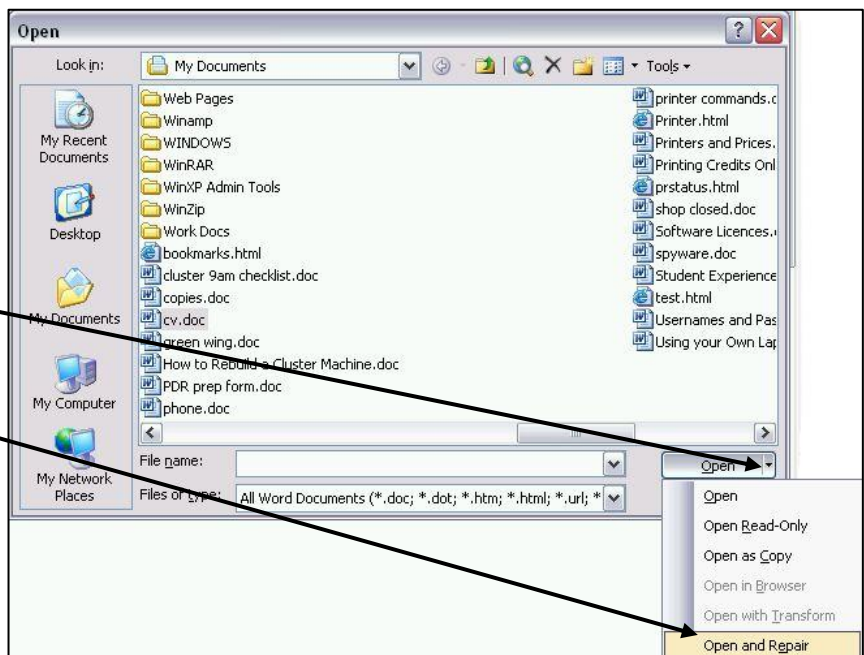


Single click on the file you want to repair

Click on the little arrow next to Open

Click on Open and Repair

It will now try and Repair the document.



Recover Text from Corrupt Document in Microsoft Word

If doing the above failed there may still be a way to recover the text from a Word Document but you will lose all pictures and the formatting in the document.

In Word click on **File** then **Open**.

Click here

Click on "Recover Text from Any File"

Now open the document.

