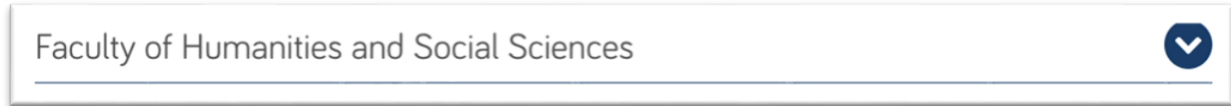


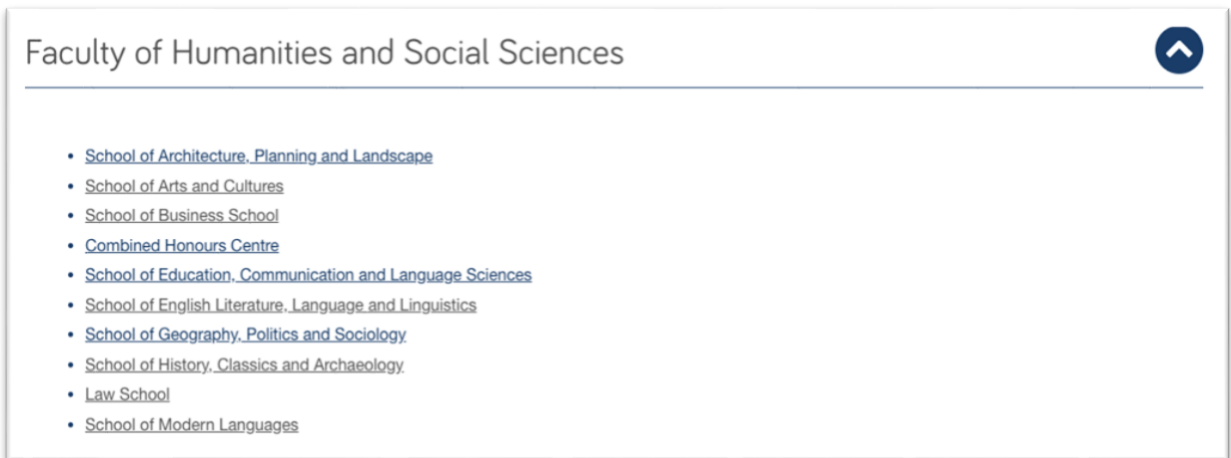
Expandable Content

Component: **[ZEP] Expandable**

Expandable content is used to temporarily hide content on a page:



The user can choose to view the content by clicking to expand it:



Expandable content should be **used for supplementary information** or for **content intended for a specific audience**, eg entry requirements for different qualifications.

Essential information should never be hidden.

The **Header** must be **short and descriptive**, sentence case and **around 30 characters**. This is the only information the user will have to encourage them to expand the content

Expandable content shouldn't be used to hide lots of text - aim for **around 100 words** per block.

Colour theme

Colour theme: you can change the colour of the expand arrow from 'default' using the drop-down options in the 'Colour Theme' field. Make sure that **colour use is consistent across your website**, eg when using colour relating to a research theme or subject area.

Continued

Steps: add expandable content to the page

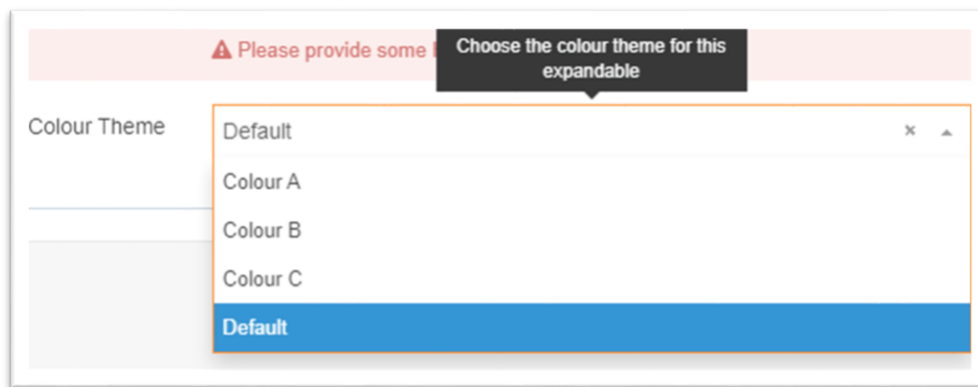
1. Select the component **[ZEP] Expandable**. Fill in the following fields:

Name: eg Faculty of Humanities and Social Sciences

Header: keep to around 30 characters

Body Copy: around **100 words** (don't include additional media within expandable content, as it will not be mobile responsive). To add media using additional content blocks.

Colour Theme: use the drop-down menu to change the colour of the 'expand button'



2. To save your content ready for publication select **Save and Approve**.